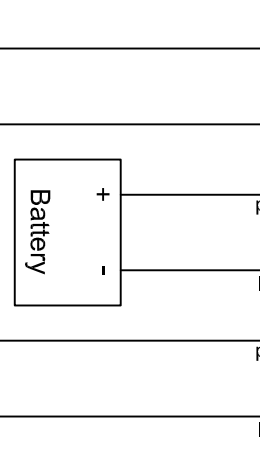
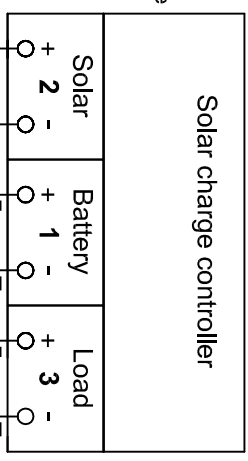
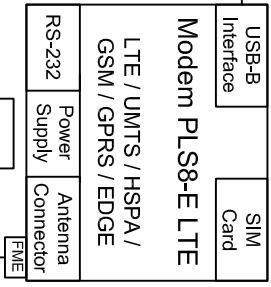
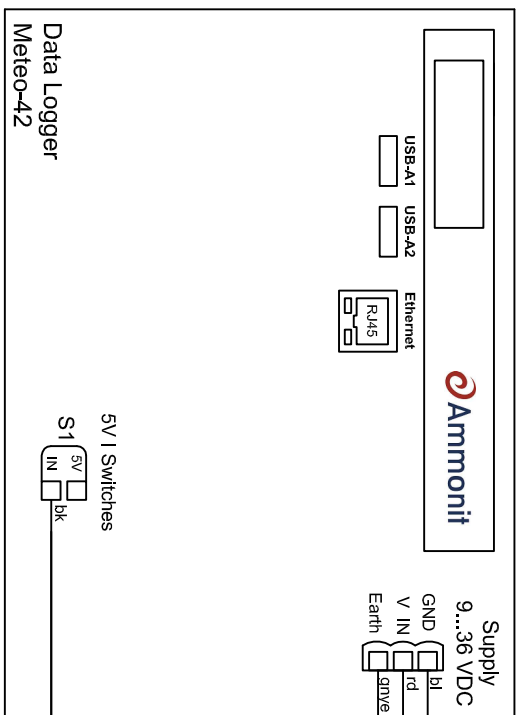
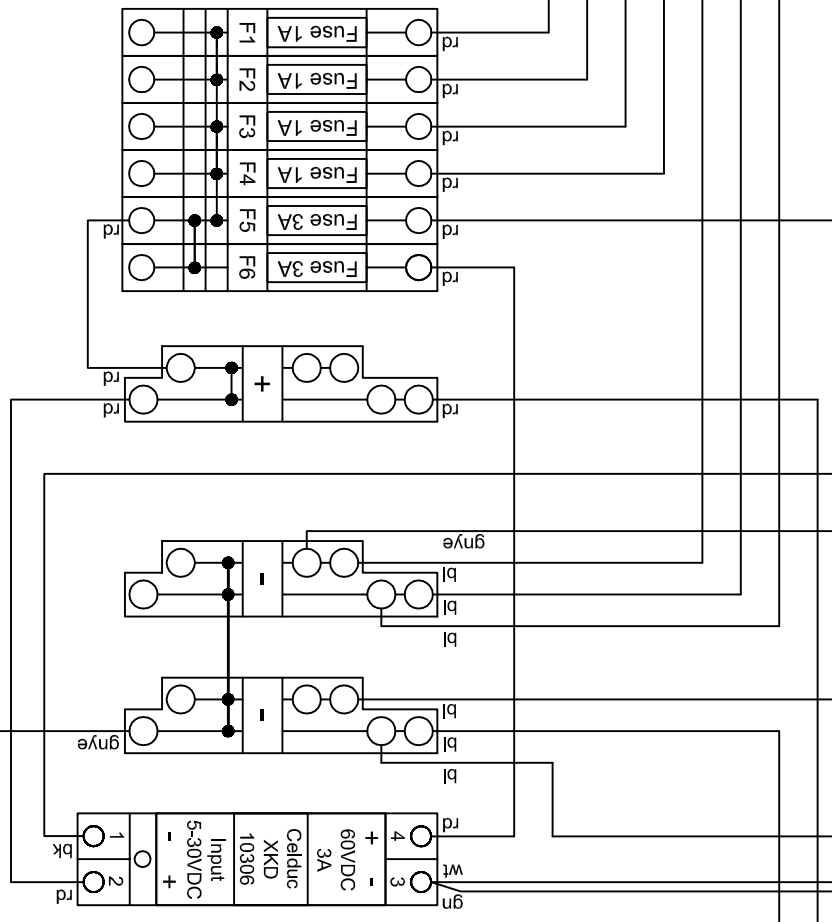



Installation instruction
 Connection:
 1. Connect the battery
 2. Connect the solar module



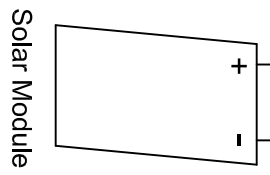
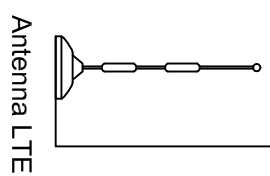
DGND
 CGND
 AGND
 Digital
 Counter 2
 Counter 1
 Analog



Ground GND 1
 Cable shields
 Ground conductor



Sensor



Legend / Legende / Leyenda: wt= white/weiß/blanco, bn= brown/braun/marrón, gn= green/grün/verde, ye= yellow/gelb/amarillo
 gr= grey/grau/grí, pl= pink/rosa/rosa, bl= blue/blau/azul, rd= red/rot/rojo, bk= black/schwarz/negro, vio= violet/violett
 gnye = green-yellow/grün-gelb/verde-amarillo

Meteo-42, Solar Supply
 PL S8-E LTE Modem

Drawn by: TC
 Checked by: SD
 Date: 31.05.2023

File: M-42_Solar_PL S8-E_Entwurf

AMMONIT